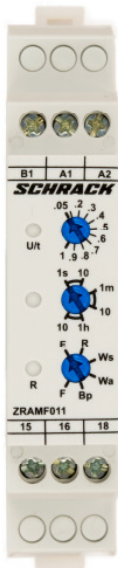


■ Datasheet: Timer multifunction-relay, series AMPARO



■ SCHRACK-INFO

- 7 functions
- Timerange 0,05 seconds up to 10 hours
- 1 CO, 5A

■ Technical datas

Input circuit	
Terminals	A1-A2
Supply voltage	24-48 V DC / 24 ... 240 V AC
Duty cycle	100 %
Bridging time	< 30 ms
Reset time	100 ms
Drop-away voltage	< 30%
Power loss	1 W
Function	
	E, R, Ws, Wa, Bp, F
	Wu = Ws with connection A1-B1

Output circuit		
Terminals	15-16-18	
Type	Relay	
Number of contacts	CO	1
Contact material	AgNi	
Rated voltage	250 V	
Max. switching voltage	250 V	
Max. switching current	5A	
Rated current	5 A / 250 V	
Lifetime	mechanical	1 x 10 ⁶ operation cycle
	Electrical	1 x 10 ⁵ operation cycle
Switching frequency	with load	6/min
	without load	1200/min
Back up fuse	5A fast acting	

Indicator		
Supply voltage	LED U/t (green) on	Supply voltage closed
	LED U/t (green) flashing	Display time
	LED R (yellow) on	Relay is on

Datas of insulation		
Pollution degree (IEC 61812-1)	2	
Overvoltage category (IEC 61812-1)	II	
Rated insulation voltage (IEC 61812-1)	Input circuit / outout circuit	300 V
Rated surge voltage (IEC 61812-1)	Input circuit / outout circuit	2.500 V
Insulation-test-voltage (IEC 61812-1)	Input circuit / outout circuit	1.600 V
Insulation	Input circuit / outout circuit	Basic insulation

Electrical connection		
Terminal		Screw-terminal
Terminal capacity	Rated terminal capacity	2,5mm ²
Max. terminal capacity	flexible with/without ferrule	1x 0,25 ... 2,5 mm ² (23 AWG ... 14 AWG)
	flexible without sleeve	2x 0,25 ... 1,5 mm ² (23 AWG ... 14 AWG)
	flexible with twin-sleeve	2x 0,25 ... 1,5 mm ² (23 AWG ... 14 AWG)
	Stranded without sleeve	1x 0,25 ... 2,5 mm ² (23 AWG ... 14 AWG)
Length without insulation		7 mm
Tightening torque		max. 0,5 Nm


Mechanical datas		
Ambient temperature	Operation	-25 ... +50 °C
Dimensions (accord. DIN 43880)	LxHxD	17,5 x 97 x 57,9 mm
Mounting		DIN-rail (EN 60715)
Installation position		In any order
Protection class	Cover	IP40
	Terminals	IP20

Function

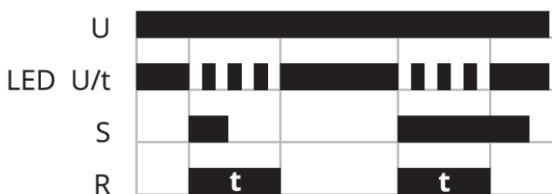
E



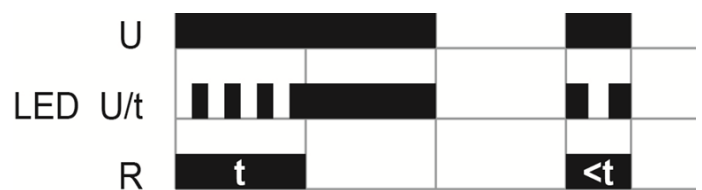
R



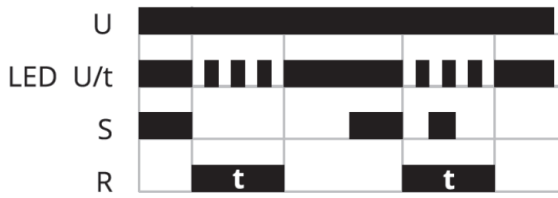
Ws



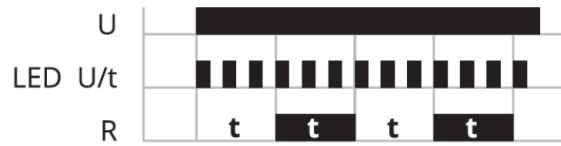
Wu = Ws mit Brücke A1-B1



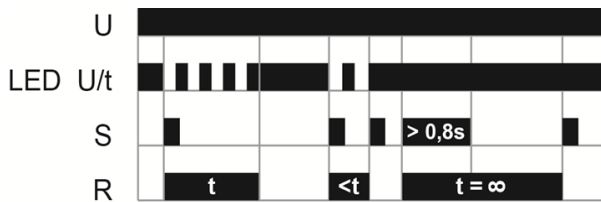
Wa



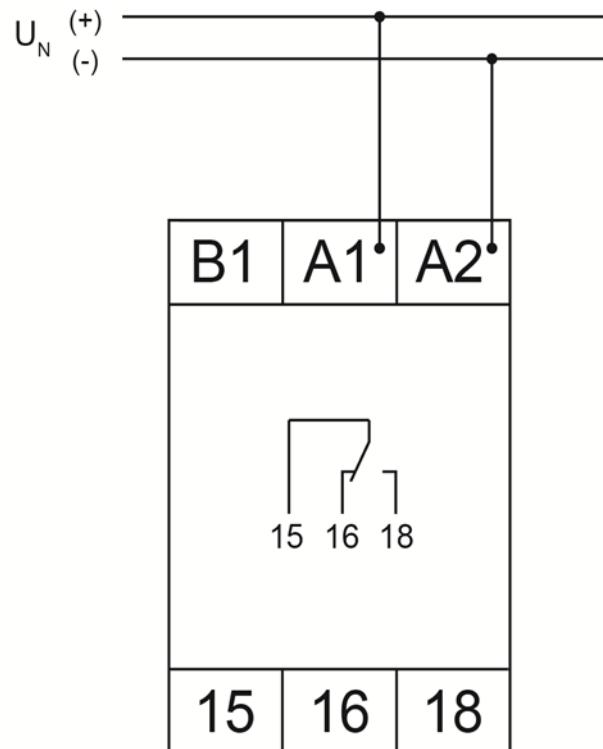
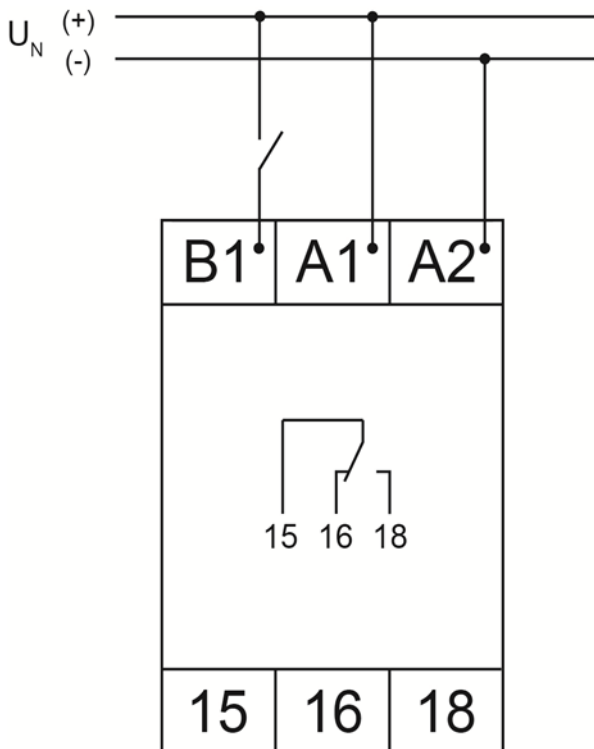
Bp



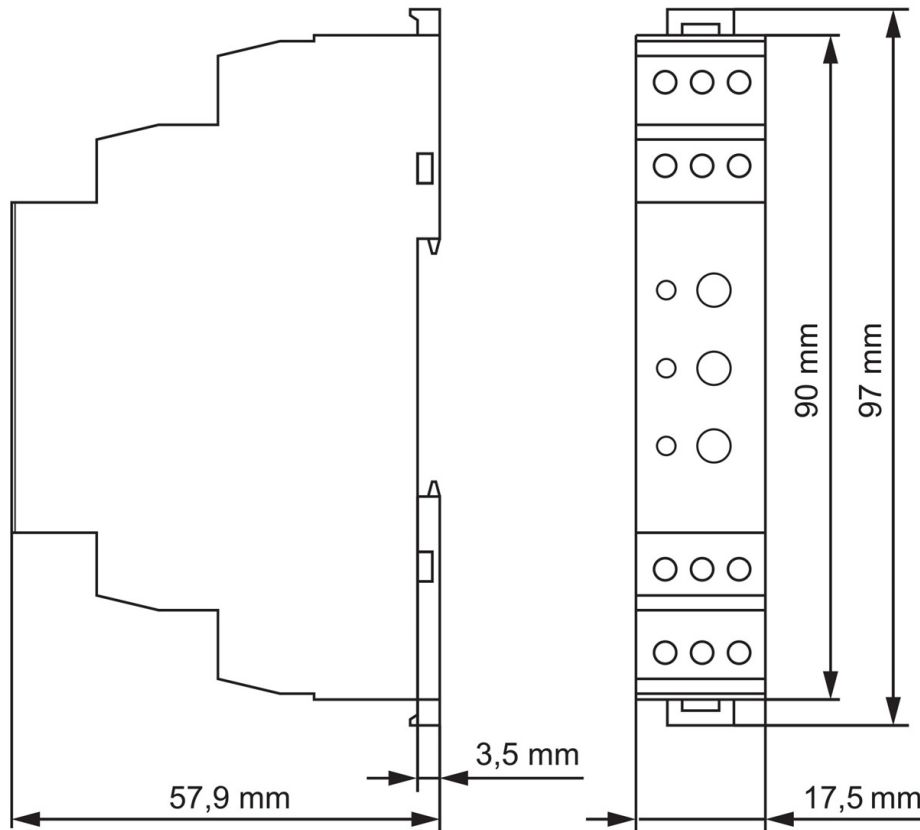
F



Wiring diagram



Dimensions



Articles

Description	Orderno.
Multifunction-time-relay series AMPARO, 1 CO, 5A	ZRAMF011--